

## Create/edit forum

On a new Tiki you must first create your forum(s) in this first part. After creation the forum will appear in the second part **Forums** so you can edit them. Here's a picture of this first part followed by a description of each setting you'll find.



Field	Description
Name	The forum name as will be displayed in the forum listing
Description	A description of the forum
Prevent flooding	If enabled then the users won't be able to post consecutive messages without waiting at least the indicated amount of time. This can be used to prevent a user from flooding the forum with messages.
Topics per page	The number of topics that will be displayed in each page when listing the forum topics.
Moderator	A user can be set as the forum moderator, when a user is the moderator he will be granted all the permissions for this forum.
Password protected	Determines if a password is needed to post messages. Note that this is not fully implemented yet and the two options with protection are currently equivalent.
Forum password	Password for the forum if it is set to be password-protected
Default ordering for topics	How the topics will be ordered in the list of forum topics by default. Some options can be ascending or descending. Options are:
Date	Creation date of the topic
Score	Topic's score
Replies	Number of replies (messages) the topic has
Reads	Number of times the topic has been read.
Last post	Date of the last post in the topic (the last message posted)
Title	Topic's title
Default ordering for messages (threads)	How will be the messages for a topic ordered by default:
Date	Message's date
Score	Message's score
Title	Message's title
Send this forum posts to this email	You can configure an email address that will receive all the topics and messages posted to the forum. This uses your Web server's outgoing mail settings. The resulting e-mails are <i>not</i> in an appropriate format for sending to the forum's inbound e-mail.
Forward messages to this forum to this e-mail address	See <a href="#">EmailToForumGatewaying</a> .




Originating e-mail address for mails from this forum	See <a href="#">EmailToForumGatewaying</a> .
Add messages from this email to the forum	See <a href="#">EmailToForumGatewaying</a> .
Prune unreplied messages after	If enabled topics that don't have a reply will be automatically removed after the amount of time indicated.
Prune old messages after	If enabled topics and messages will be automatically removed when they are older than the indicated amount of time.
Section	Forums can be organized into sections, you can assign an existing section to a forum, create a new section or don't use a section. When listing forums they will be grouped by section.

This is an incomplete import from 1.6 pdf documentation

## Forums

Once a forum is created it displays in **Forums** :



The edit link  can be used to configure forum's settings common to all users. Clicking it will bring the forum's data in **Edit this forum** part (at top). The permissions link  can be used to set-up groups' permissions for the forum.  deletes forum.

---

Other pages about forums

- Forum
- ForumDoc
- ForumDev
- ForumSettings
- [EmailToForumGatewaying](#)